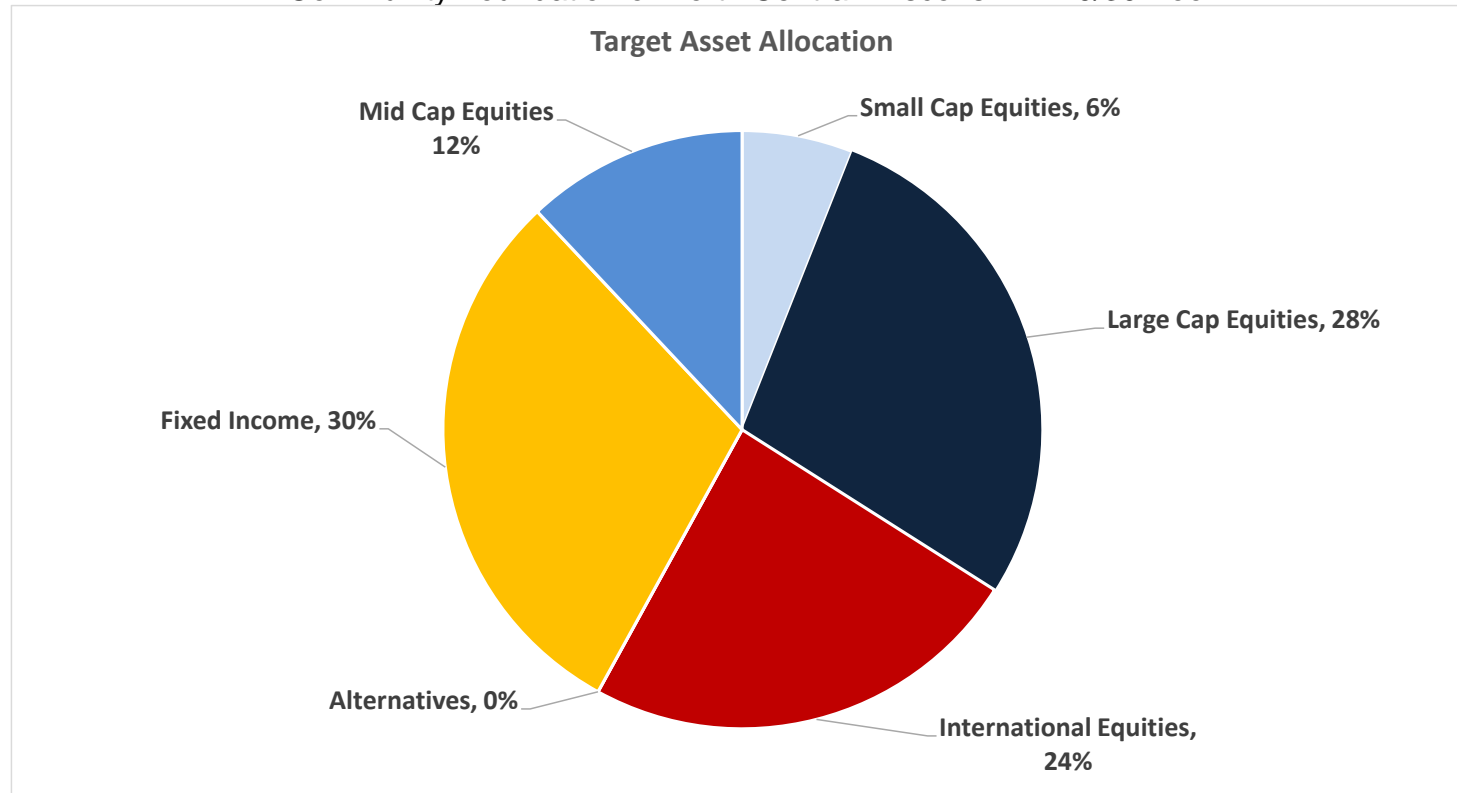


Community Foundation of North Central Wisconsin - 70/30 Pool



Investment performance

As of April 30, 2019

	1 Year	3 Year	5 Year	10 Year
CFNCW Total Return	4.96%	8.80%	4.41%	8.86%
Target Return	6.95%	9.39%	5.44%	8.74%
Rank in Foundation Universe	29%	30%	83%	67%
Median Foundation Return	4.15%	8.01%	5.33%	9.26%

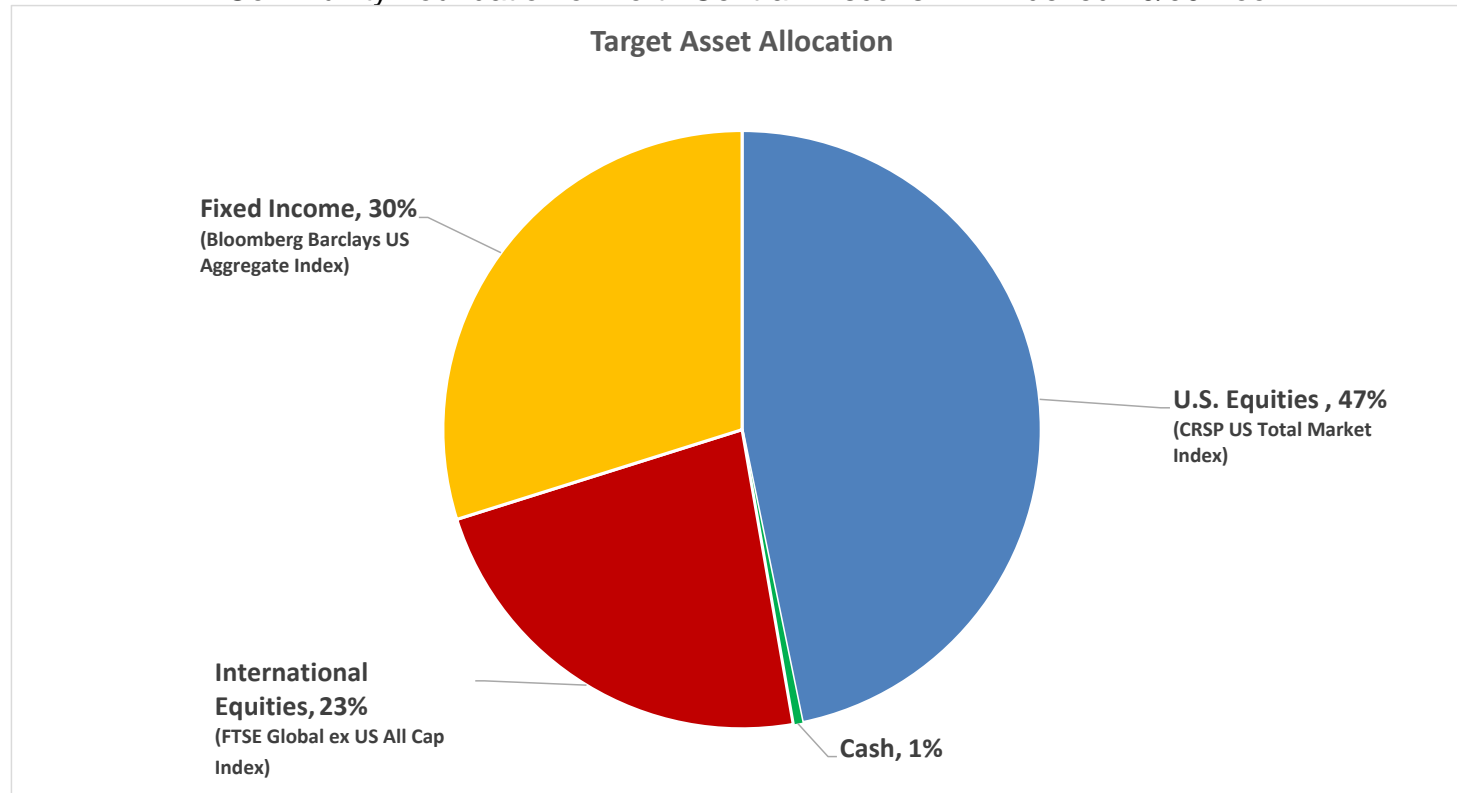
Annual Returns as of April 30 2019

	2019	2018	2017	2016
CFNCW Total Return	4.96%	9.76%	11.78%	-7.22%
Target Return	6.95%	9.57%	11.71%	-4.52%
Rank in Foundation Universe	29%	18%	33%	97%
Median Foundation Return	4.15%	7.98%	11.06%	-3.29%

Notes: The Community Foundation of North Central Wisconsin's returns are Net of investment management fees
 Target Return is the target allocation above with index returns
 The Foundation Universe includes foundations < \$100 million in assets
 Rank of 1% is best and 100% is worst in the Foundation Universe



Community Foundation of North Central Wisconsin - Indexed 70/30 Pool



Investment performance
As of April 30, 2019

	1 Year	3 Year	5 Year
CFNCW Total Return	7.90%	NA	NA
<i>Target Return</i>	6.64%	8.17%	7.75%
Rank in Foundation Universe	1%	NA	NA
<i>Median Foundation Return</i>	4.15%	7.94%	4.97%

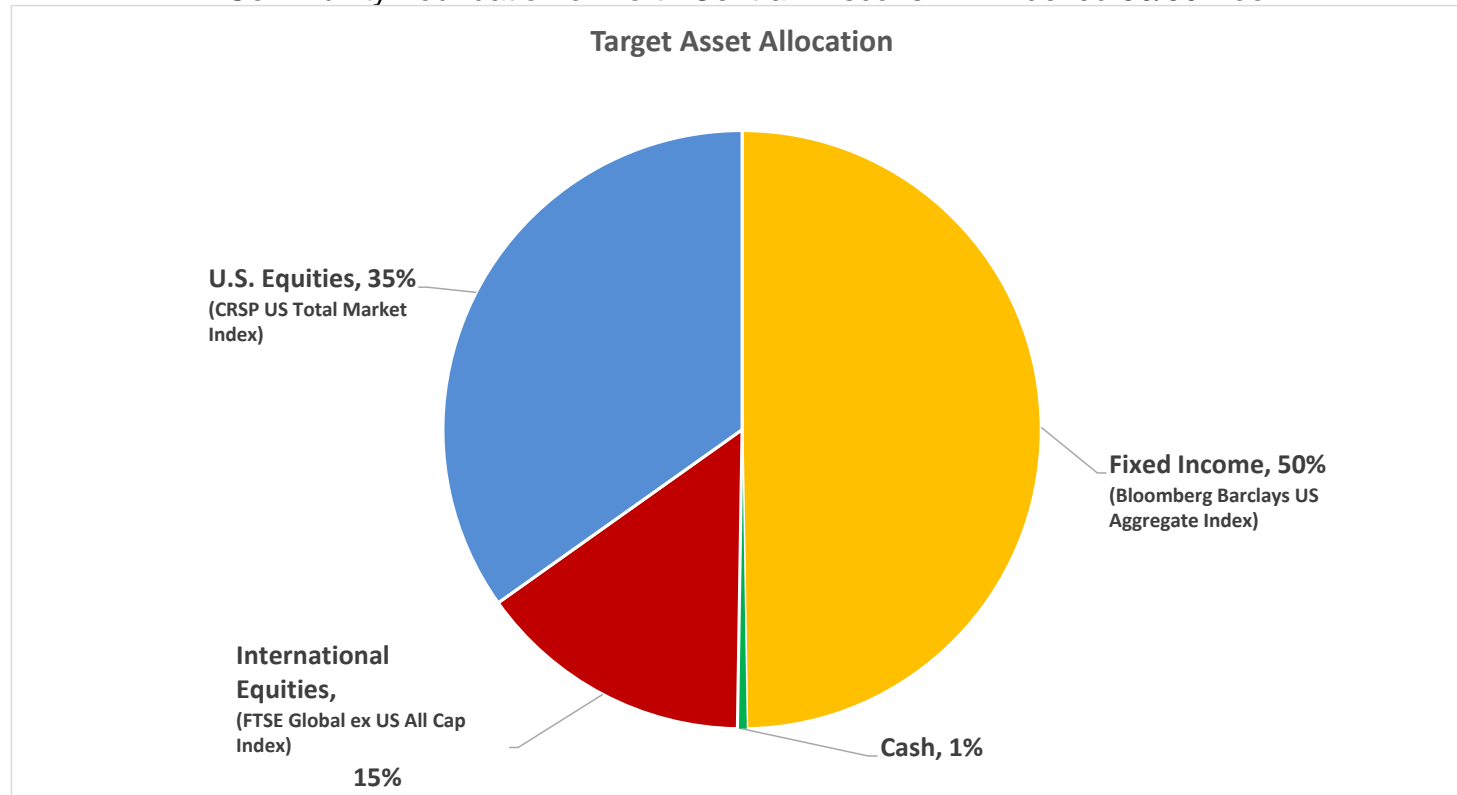
Annual Returns as of April 30 2019

	2019	2018	2017	2016
CFNCW Total Return	7.90%	9.52%	14.02%	NA
<i>Target Return</i>	6.64%	9.52%	11.56%	1.76%
Rank in Foundation Universe	1%	23%	6%	NA
<i>Median Foundation Return</i>	4.15%	7.98%	11.06%	-3.36%

Notes: The Community Foundation of North Central Wisconsin's returns are Net of investment management fees
 Target Return is the target allocation above with index returns
 The Foundation Universe includes foundations < \$100 million in assets
 Rank of 1% is best and 100% is worst in the Foundation Universe



Community Foundation of North Central Wisconsin - Indexed 50/50 Pool



*Investment performance
As of April 30, 2019*

	1 Year	3 Year	5 Year	10 Year
CFNCW Indexed 50/50 Total Return	6.13%	6.77%	5.08%	8.82%
<i>Target Return</i>	6.28%	6.86%	5.15%	8.00%
Rank in Foundation Universe	9%	81%	65%	69%
<i>Median Foundation Return</i>	4.19%	8.01%	9.26%	9.26%

	2019	2018	2017	2016	2015
CFNCW Indexed 50/50 Total Return	6.13%	-3.12%	11.86%	5.43%	0.31%
<i>Target Return</i>	6.28%	-3.58%	12.31%	5.97%	-0.32%
Rank in Foundation Universe	9%	19%	79%	84%	15%
<i>Median Foundation Return</i>	4.19	-5.74%	14.66%	7.44%	-2.09%

Notes: The Community Foundation of North Central Wisconsin's returns are Net of investment management fees
 Target Return is the target allocation above with index returns
 The Foundation Universe includes foundations < \$100 million in assets
 Rank of 1% is best and 100% is worst in the Foundation Universe

